

Customer Order

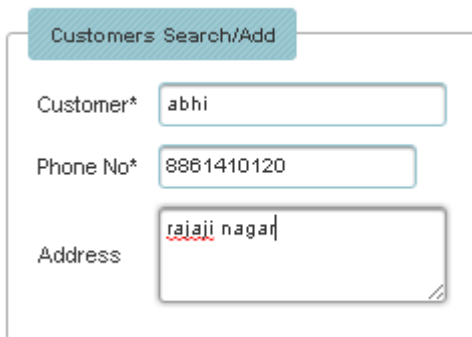
Step 1: Go to sales then select customer order menu.

Customer Order

This menu is required to order the product. If you want product after some days and you want particular product, you just order the product here.

For order the product, first you need to create the customer, if customer already exist then just search by customer by phone number. Then add the product.

The following fig shows the create customer option.




Customers Search/Add

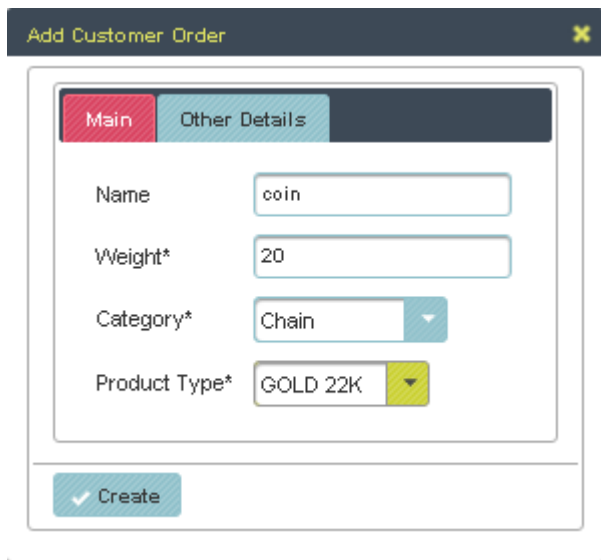
Customer* abhi

Phone No* 8861410120

Address rajaji nagar

 Here customer name and phone number are mandatory.

After creating customer, add the products to order, for that click on products to add the product. If click on product the following menu will open.



Add Customer Order

Main Other Details

Name coin

Weight* 20

Category* Chain

Product Type* GOLD 22K

✓ Create

After click on product the following table will filled.

Customer Order

Clear

+ Products

Order Date*16/09/15

Delivery Date*23/09/15

Order Item

Item Code	Item	Gold Weight	Gold Amount	Pieces	Stone Weight	Stone Charges	Total Stone Charges	Making Charges	Total Making Charges	Waste Charges	Total Waste Charges	Gross Charges
0295	ring	20 gms	52000	1	0	0 /gm	0	₹0.00 /gm	₹0.00	0 %	₹0.00	₹52,000.00
0296	chain	30 gms	69000	1	0	0 /gm	0	₹0.00 /gm	₹0.00	0 %	₹0.00	₹69,000.00
0297	bangal	15 gms	34500	1	0	0 /gm	0	₹0.00 /gm	₹0.00	0 %	₹0.00	₹34,500.00

65 gms

₹155,500.00

₹0.00

₹0.00

₹0.00

₹0.00

₹0.00

₹0.00

₹155,500.00

Payment

Amount Given157,055

Cash157,055

Card0

Remarks

Return Amount0

Making Charges0

Wastage Charges0

Stone Charges0

Advance Amount157055

Difference Amount₹0.00

Gold Amount*155,500

Gross Value*₹155,500.00

Vat(1.00%)1,555

Roff Value0

Net Amount157,055

Order

Print Receipt

In the table, if you want to add the wastage charges, making charges and stone charges you just click on row you will get one menu, their you can change all charges. the following menu shows that menu.

Order Item Details

Weight20

Making Charges10

Waste Charges5

Stone Charges2

Update

Delete

Here you can change the weight, making,waste and stone charges and finally click on update. Then it will change the values. If you want delete the values just click on delete button.

In the above the table shows "payment" table. Their you can enter advance amount given, cash and all and finally click on order button, the product will order. After click on order, the print receipt will active.You just click on print receipt button you will get the following receipt.

CUSTOMER ORDER

Name abhi
Mobile No 8861410120

Date 16/09/2015
Order No 0020
Gold Rate 2,300

SI No	Code	Item	Gold Weight	Wastage %	Making Charges /Gm	Amount
1	0295	ring	20 gm	0	0	52,000
2	0296	chain	30 gm	0	0	69,000
3	0297	bangal	15 gm	0	0	34,500

Paid by Cash 157,055.00

Gross Total 155,500.00

1% 1,555.00

Net Total 157,055.00

Advance Paid 157,055.00

Remarks:

Due Amount 0.00.00

If you want to edit the ordered product, just go to view customer order and click on edit, then you can change what ever you want.