

# Sub Category

**Step 1:** First select products then go to sub category menu.

## Sub Category

This menu is required to create sub category for category. for example if more than one sub category for one main category, then create sub category for that main category.

ex: Ring have many category like ear ring, hand ring,nose ring and all for that select main category then enter sub category to create.

First create sub category. The following fig shows create sub category option.

**Create Sub Category**


Name\*

ear ring

Category\*

RING



✓ Create

 Here both name and category are mandatory.

First type the name of sub category then select category then finally click on create button. Once you click on create button it will stored in data table.The following fig shows the data table for sub category.

Category Master		
<div><div>+ ADD</div><div>Delete</div></div>		
Id	Name	Name
1	ear ring	RING
2	nose ring	RING
3	hand ring	RING
4	finger ring	RING
5	bangal1	BANGLE
6	bangal2	BANGLE
7	brace	BRACELT
8	hand chain	CHAIN
Export All Data		
Orientation <div>Portrait</div>  		

If you want to change the name of sub category, just select the row in the table change the name in left side then click on update, then it will change. The following fig shows that option.

Category Master		
<div><div>+ ADD</div><div>Delete</div></div>		
Id	Name	Name
1	ear ring	RING
2	nose ring	RING
3	hand ring	RING
4	finger ring	RING
5	bangal1	BANGLE
6	bangal2	BANGLE
7	brace	BRACELT
8	hand chain	CHAIN
Export All Data		
Orientation <div>Portrait</div>  		

**Create Sub Category**

Name\*

hand ring

Category\*

RING

Update

If you want details of all the sub category in pdf or xls format, just click on pdf or xls button in below the table, you will get the details. The following fig shows both pdf and xls format.

PDF:

### SUB CATEGORY

Category Master		
Id	Name	Name
1	ear ring	RING
2	nose ring	RING
3	hand ring	RING
4	finger ring	RING
5	bangal1	BANGLE
6	bangal2	BANGLE
7	brace	BRACELT
8	hand chain	CHAIN

XLS:

SUB CATEGORY		
Category Master		
Id	Name	Name
1	ear ring	RING
2	nose ring	RING
3	hand ring	RING
4	finger ring	RING
5	bangal1	BANGLE
6	bangal2	BANGLE
7	brace	BRACELT
8	hand chain	CHAIN