







# Inventory Management

In SchoolAdmin you can manage Inventory of your school ,You can see the Inventory Module as shown in the below window.

In Inventory Module you can sell Books,Uniform, Stationeries,Suiting,Robotics to children and same time you can manage their stocks.Once you entered all of these ,fee will be getting updated so that you can able to make a payment in Admin Master->FeePayment,once you make a payment mean while Stock will be getting decreased ,also you can update stock.

Inventory	
	Material Category
	Material
	Material Stock
	Material Stock Report
	Material Group
	Material Group Report

For making Fee Payment on Inventory you need to create

- 1.Create [Material Category](#).
- 2.Create [Material](#).
- 3.Update material [Stocks](#).
- 4.Create [Material Group](#).

Finally you able to make [Fee Payment](#).

